

Scaled data based on original data using  
LM-79-08 Approved Method: Electrical and Photometric Measurements of Solid-  
State Lighting Products

Test Report Prepared for  
Cooper Lighting Solutions  
(formerly Eaton)

Brand: STREETWORKS

Report Number: P415190

Luminaire Tested: **LXF.LXT-PA1-40-760-U-SL3**

Issue Date: 10/26/2020

**Test Information**

Test Method: LM-79-08  
Report Number: P415190  
TEST IS SCALED FROM IESNA LM-79-08 TEST DATA (G3-2002-662-1)  
Test Lab: INNOVATION CENTER  
Issue Date: 10/26/2020  
Manufacturer: COOPER LIGHTING SOLUTIONS (FORMERLY EATON)  
Product Line: STREETWORKS  
Catalog Number: LXF.LXT-PA1-40-760-U-SL3  
Description: DECORATIVE POST TOP LUMINAIRE  
(1) 70 CRI, 5700K, 500mA LIGHT ENGINE WITH 24 LEDS AND TYPE III SPILL  
LIGHT ELIMINATOR OPTICS  
Light Source: -  
Ballast/Driver: ELECTRONIC DRIVER

**Summary**

Lumens per Lamp: N/A  
Luminaire Lumens: 5035 lumens  
Efficiency: N/A  
Efficacy: 125.9 lumens/watt  
Luminous Opening: Rectangular (W 1.17' x L: 1.17' x H: 0')  
IES Classification: Type III - Medium - Non-Cutoff  
BUG Rating: B1 - U0 - G2

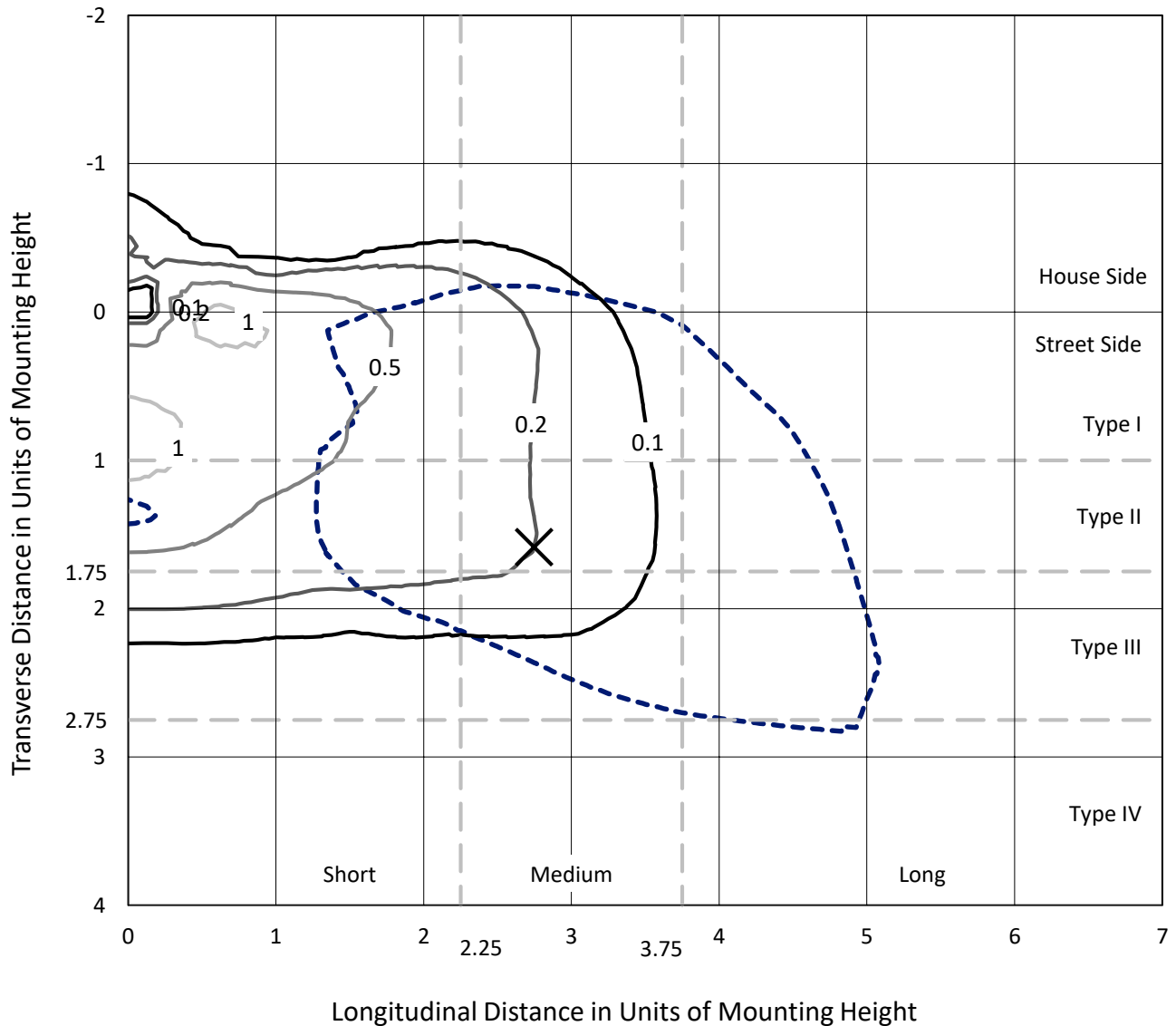
Input Watts (W): 40  
Input Voltage (V): NR  
Input Current (A<sub>in</sub>): NR  
Voltage Rise (V): NR  
Power Factor: NR  
Total Harmonic Distortion (THDi): NR  
Frequency (hertz): 60  
Stabilization Time: NR  
Operation Time: NR  
Ambient Temperature (°C): NR  
Test Distance: 28.75 FT



REPORT NUMBER: P415190  
 CATALOG NUMBER: LXF.LXT-PA1-40-760-U-SL3

### Iso-Footcandle Lines of Horizontal Illumination

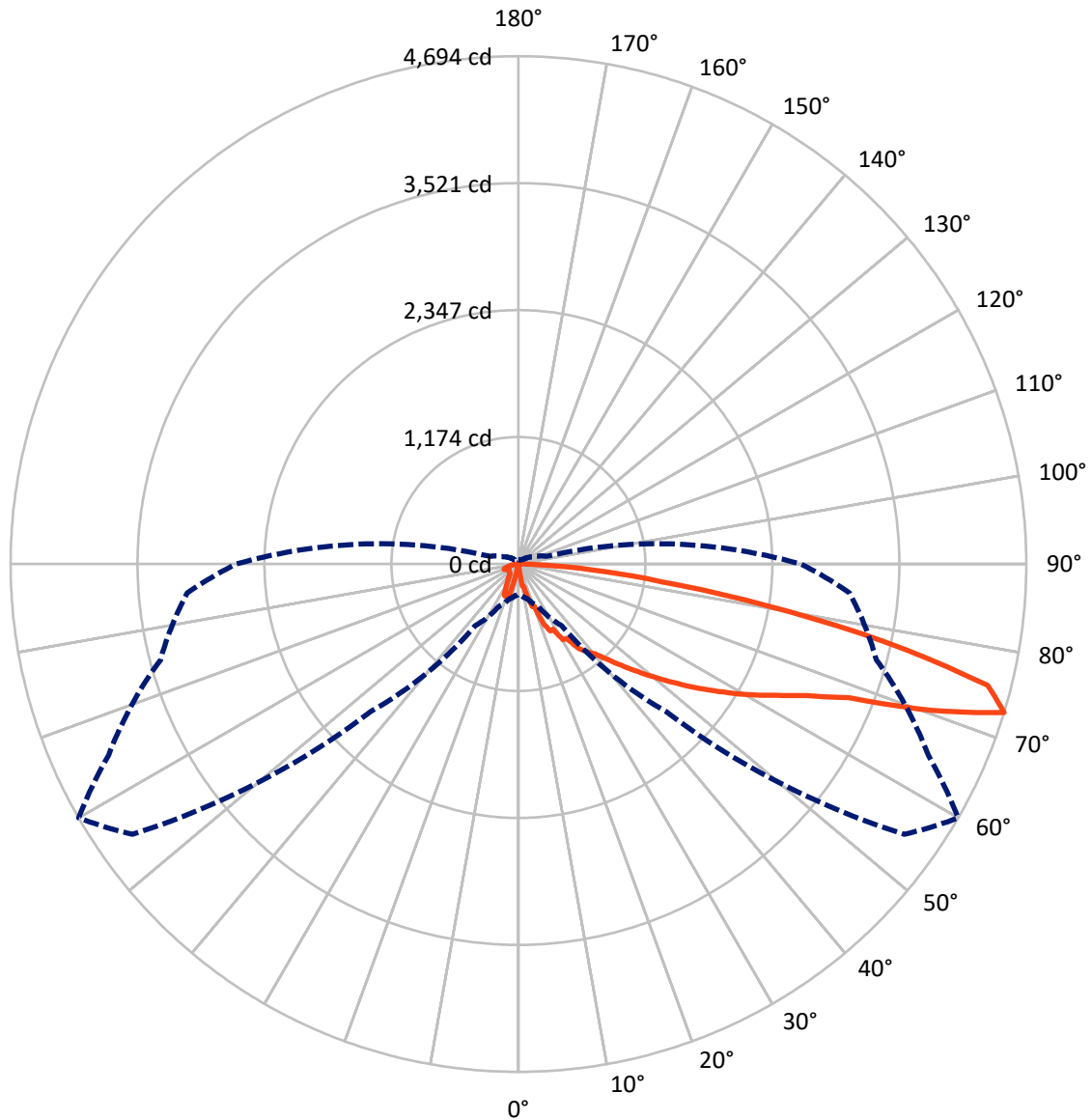
× Max cd  
 - - - 1/2 Max cd



Based on 25 foot mounting height. Maximum calculated value = 1.2 fc  
 Type III - Medium - Non-Cutoff

REPORT NUMBER: P415190  
CATALOG NUMBER: LXF.LXT-PA1-40-760-U-SL3

### Luminous Intensity Polar Plot



— Vertical Plane Through 60-Deg Lateral      - - - Horizontal Cone Through 72.5-Deg Vertical



REPORT NUMBER: P415190

CATALOG NUMBER: LXF.LXT-PA1-40-760-U-SL3

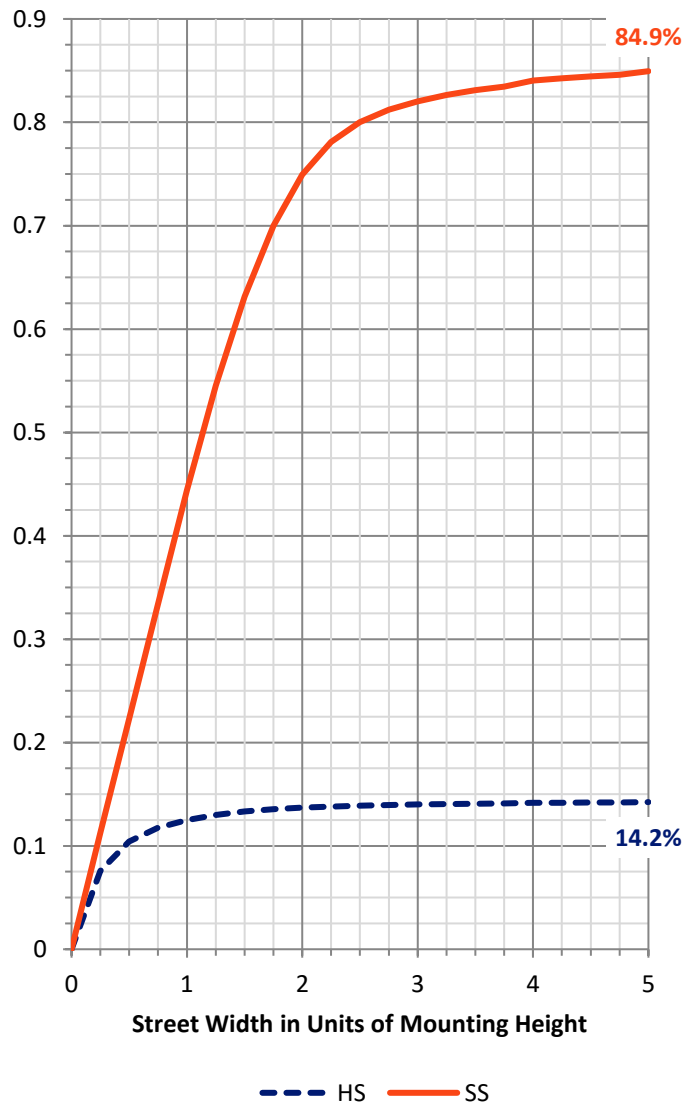
**FLUX DISTRIBUTION:**

		Downward	Upward	Total
<b>House Side</b>	Lumens	725.1	0.0	725.1
	% Fixture	14.4	0.0	14.4
<b>Street Side</b>	Lumens	4309.9	0.0	4309.9
	% Fixture	85.6	0.0	85.6
<b>Total</b>	Lumens	5035.0	0.0	5035.0
	% Fixture	100.0	0.0	100.0

**ZONAL LUMENS:**

Zone	Lumens	% Fixture
0°-10°	5.3	0.1
10°-20°	73.4	1.5
20°-30°	221.0	4.4
30°-40°	437.2	8.7
40°-50°	724.2	14.4
50°-60°	1081.8	21.5
60°-70°	1286.9	25.6
70°-80°	1030.2	20.5
80°-90°	174.9	3.5
90°-100°	0.0	0.0
100°-110°	0.0	0.0
110°-120°	0.0	0.0
120°-130°	0.0	0.0
130°-140°	0.0	0.0
140°-150°	0.0	0.0
150°-160°	0.0	0.0
160°-170°	0.0	0.0
170°-180°	0.0	0.0
0°-90°	5035.0	100.0
0°-180°	5035.0	100.0

**Coefficient of Utilization**



REPORT NUMBER: P415190

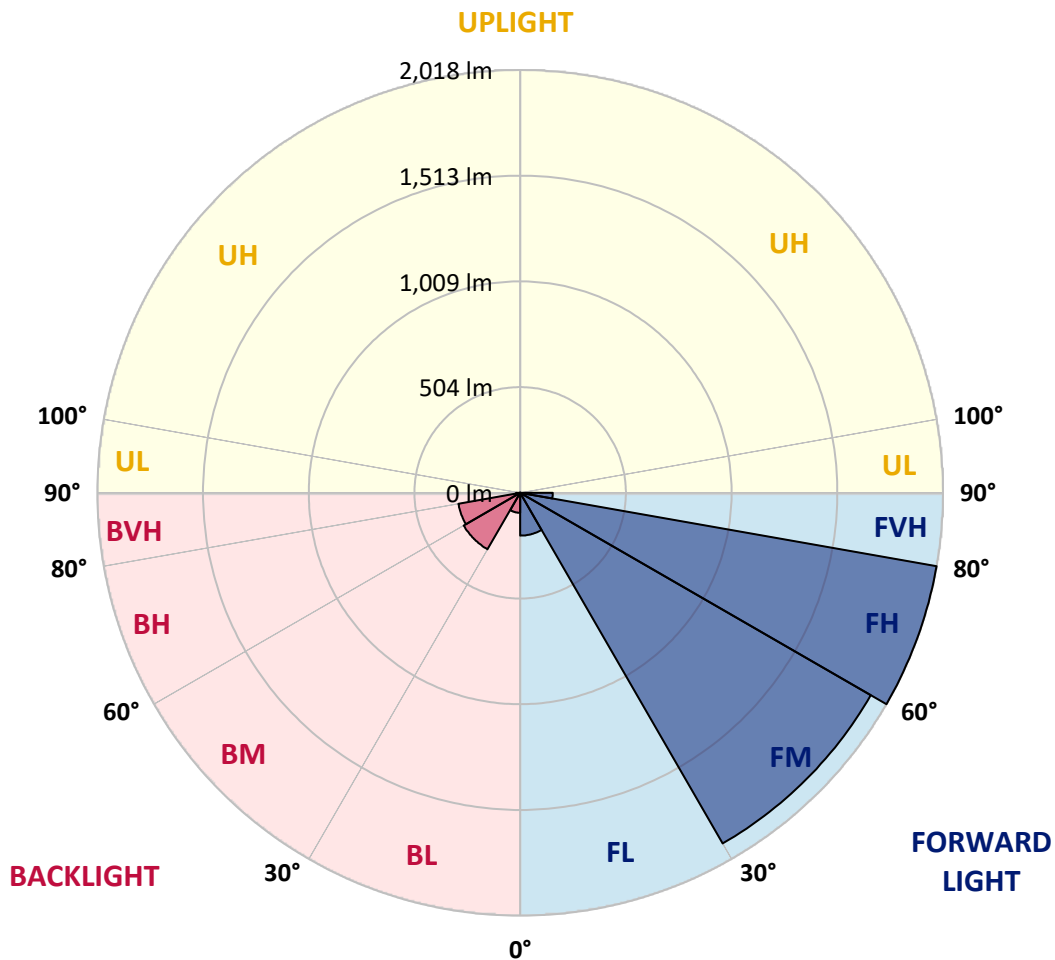
CATALOG NUMBER: LXF.LXT-PA1-40-760-U-SL3

**LUMINAIRE CLASSIFICATION SYSTEM LUMEN TABLE AND BUG RATING:**

Zone		Lumens	% Fixture	Zone Rating/Lumen Limit		
				B	U	G
FL	(0°-30°)	204.3	4.1			
FM	(30°-60°)	1932.1	38.4			
FH	(60°-80°)	2017.9	40.1			G2/5000
FVH	(80°-90°)	155.6	3.1			G2/225
BL	(0°-30°)	95.4	1.9	B0/110		
BM	(30°-60°)	311.1	6.2	B1/1000		
BH	(60°-80°)	299.3	5.9	B1/500		G1/500
BVH	(80°-90°)	19.3	0.4			G1/100
UL	(90°-100°)	0.0	0.0		U0/0	
UH	(100°-180°)	0.0	0.0		U0/0	

**BUG Rating: B1-U0-G2**

Type III Medium





REPORT NUMBER: P415190

CATALOG NUMBER: LXF.LXT-PA1-40-760-U-SL3

**CANDELA DISTRIBUTION (FULL):**

	0°	5°	15°	25°	35°	45°	55°	60°	65°	75°	85°
0°	2.2	2.2	2.2	2.2	2.2	2.2	2.2	2.2	2.2	2.2	2.2
2.5°	2.7	2.7	3.3	3.8	3.8	3.3	2.7	2.7	2.7	2.2	2.7
5°	188.1	94.9	63.6	30.2	22.5	11.0	4.4	3.3	3.3	2.7	2.7
7.5°	216.1	216.1	216.7	218.9	220.5	221.6	27.4	14.3	5.5	2.7	2.7
10°	208.4	206.8	207.9	210.1	212.3	215.6	219.4	208.4	24.7	4.4	3.3
12.5°	385.1	384.0	370.8	226.0	209.5	209.5	215.0	215.6	169.5	16.5	15.9
15°	371.3	370.8	372.4	376.3	382.3	216.7	220.0	320.3	417.4	294.0	341.7
17.5°	381.8	377.4	367.5	365.3	370.8	348.3	409.7	414.7	424.0	337.9	346.1
20°	523.8	522.2	522.2	439.9	362.6	506.8	481.1	415.2	426.2	488.7	612.1
22.5°	522.2	519.4	515.6	515.1	590.8	493.1	500.8	600.6	624.8	716.4	691.7
25°	709.8	702.7	595.1	518.9	586.9	552.4	669.2	686.7	635.2	743.2	707.6
27.5°	770.7	757.0	722.9	662.6	591.3	671.4	668.1	682.4	700.5	1015.9	972.5
30°	1046.6	981.9	799.7	769.6	707.0	679.6	761.3	811.3	884.8	995.0	1013.1
32.5°	1171.1	1147.5	1058.6	947.3	826.1	733.9	832.7	820.0	891.3	1209.5	1298.9
35°	1439.9	1410.8	1167.3	1066.9	960.5	899.6	856.2	957.7	1045.5	1257.8	1323.6
37.5°	1492.5	1485.9	1429.4	1249.5	1106.9	989.0	1002.1	1029.6	1086.6	1325.2	1393.2
40°	1533.7	1534.2	1550.7	1395.4	1241.9	1132.7	1093.2	1093.7	1142.6	1436.0	1482.7
42.5°	1642.3	1646.7	1691.1	1525.4	1405.3	1300.5	1232.0	1201.8	1239.1	1563.3	1592.4
45°	1838.1	1828.2	1866.1	1659.3	1528.2	1438.2	1383.4	1337.3	1357.0	1698.8	1732.2
47.5°	2084.4	2063.5	2050.9	1826.0	1662.0	1584.7	1533.7	1485.4	1491.4	1828.2	1892.4
50°	2274.7	2264.3	2199.0	1952.2	1777.2	1732.2	1710.8	1651.0	1625.3	1972.5	2075.6
52.5°	2355.9	2346.0	2265.4	2047.6	1868.3	1873.2	1910.5	1832.6	1760.2	2128.8	2250.0
55°	2341.6	2333.4	2280.2	2094.8	1934.1	2009.2	2106.9	2029.0	1935.2	2276.4	2427.8
57.5°	2236.3	2240.2	2239.6	2098.1	1984.5	2137.0	2298.8	2231.9	2120.6	2422.8	2572.0
60°	2003.7	2024.0	2099.7	2074.5	2048.7	2257.7	2485.3	2454.1	2336.1	2583.5	2705.3
62.5°	1605.0	1645.0	1810.7	1945.6	2100.3	2426.7	2667.5	2671.3	2559.4	2708.0	2808.4
65°	1082.8	1079.5	1326.3	1660.9	2039.4	2692.1	2939.5	2931.8	2766.2	2850.1	2960.4
67.5°	601.7	614.9	776.7	1099.2	1805.2	2856.7	3461.7	3297.2	3051.4	3066.8	3173.7
70°	372.4	388.4	442.7	614.3	1155.7	2664.7	4132.6	4055.8	3578.5	3354.2	3259.9
72.5°	283.0	291.8	335.7	435.5	695.5	1927.5	4355.3	4694.2	4179.7	3425.0	3072.3
75°	168.9	179.4	239.2	376.3	579.8	997.8	3776.0	4479.2	4370.6	3380.0	2681.2
77.5°	105.3	108.1	128.9	262.7	534.3	628.1	2586.8	3469.4	3562.1	2862.7	1894.6
80°	80.6	81.2	88.9	139.9	431.7	594.6	1498.0	2317.0	2270.9	1528.7	744.3
82.5°	51.0	54.3	69.1	85.6	205.1	579.8	885.3	1319.2	1161.2	413.6	207.3
85°	25.8	29.1	48.8	58.7	99.3	628.1	628.1	676.3	475.6	138.8	78.4
87.5°	4.4	4.4	6.6	15.4	19.7	106.4	175.5	153.0	100.9	18.6	15.4
90°	0.0	0.0	0.0	0.0	0.0	0.0	0.0	0.0	0.0	0.0	0.0



REPORT NUMBER: P415190

CATALOG NUMBER: LXF.LXT-PA1-40-760-U-SL3

**CANDELA DISTRIBUTION (continued):**

	90°	95°	105°	115°	125°	135°	145°	155°	165°	175°	180°
0°	2.2	2.2	2.2	2.2	2.2	2.2	2.2	2.2	2.2	2.2	2.2
2.5°	2.7	2.7	2.7	2.2	1.6	1.1	0.5	0.5	0.5	1.1	1.1
5°	2.7	2.7	2.7	2.2	1.6	1.1	0.5	0.5	1.1	1.6	1.6
7.5°	2.7	2.7	2.7	2.2	1.6	1.6	1.1	2.2	4.9	64.2	43.3
10°	3.3	3.3	3.3	2.7	2.2	6.0	187.6	198.0	198.6	197.5	195.3
12.5°	17.6	19.2	14.3	4.9	20.3	188.1	180.5	171.7	168.4	164.6	164.6
15°	346.7	342.3	323.1	238.1	145.9	167.8	150.8	139.3	216.1	213.4	215.6
17.5°	347.8	340.1	312.7	340.6	315.9	150.8	171.1	185.9	175.5	171.7	173.3
20°	659.9	624.2	317.0	317.6	271.0	267.7	145.4	137.1	138.8	142.1	143.2
22.5°	671.9	630.8	486.5	411.4	232.6	214.5	148.6	119.0	176.1	195.8	198.0
25°	677.4	625.9	459.7	364.2	262.7	160.7	143.7	130.5	160.7	180.5	181.6
27.5°	957.7	867.8	628.1	309.4	203.0	141.0	134.4	122.9	144.3	178.8	179.4
30°	949.5	843.6	582.0	299.5	156.9	130.0	116.3	128.4	136.0	145.4	145.4
32.5°	1234.7	1082.8	645.6	241.3	131.6	108.1	109.7	116.8	117.4	138.8	140.4
35°	1235.3	1059.2	556.2	220.5	113.0	98.7	100.4	108.1	119.6	133.3	135.5
37.5°	1254.5	1048.8	479.4	171.7	113.0	98.7	95.4	103.1	111.3	130.5	132.7
40°	1295.1	1053.2	406.5	142.6	109.2	97.1	94.3	100.4	110.3	121.2	122.3
42.5°	1364.2	1077.8	337.3	128.9	106.4	97.1	90.5	94.9	100.4	122.9	125.1
45°	1473.9	1130.5	284.1	123.4	105.3	93.2	86.1	87.2	91.1	145.4	151.4
47.5°	1602.2	1203.5	238.1	120.7	103.7	89.4	79.5	80.6	89.4	165.1	173.3
50°	1750.3	1311.5	210.6	120.1	102.0	83.9	74.6	80.6	98.7	164.6	168.4
52.5°	1924.2	1421.2	195.8	122.3	100.9	79.0	77.3	90.5	93.8	132.2	132.2
55°	2080.5	1543.0	196.9	124.0	97.6	79.0	79.5	76.8	74.1	91.1	91.6
57.5°	2234.1	1664.2	215.0	120.7	92.7	79.5	68.6	63.1	64.2	77.3	79.0
60°	2367.4	1781.0	269.3	113.5	88.3	71.9	63.6	59.2	60.3	77.9	79.5
62.5°	2511.1	1923.7	373.0	116.3	87.8	68.0	59.2	54.3	56.5	64.7	65.8
65°	2705.3	2122.8	466.2	137.1	91.1	65.8	54.3	51.6	52.1	52.7	52.7
67.5°	2895.6	2245.6	449.8	161.8	102.0	64.7	51.6	48.3	47.7	47.7	47.7
70°	2877.0	2112.4	356.5	171.7	110.8	64.7	49.4	45.0	43.9	43.9	43.9
72.5°	2607.7	1806.8	273.7	159.1	102.0	62.0	46.1	41.1	39.5	39.5	39.5
75°	2218.8	1449.2	229.8	138.2	83.4	53.2	40.6	36.8	35.7	35.7	35.1
77.5°	1417.4	856.8	195.3	112.4	64.2	43.3	35.1	31.8	31.8	31.8	30.2
80°	568.8	376.8	151.9	88.9	49.9	34.6	29.1	27.4	26.9	26.3	24.7
82.5°	216.1	185.9	98.7	64.7	38.4	26.3	23.6	21.9	21.9	21.4	18.6
85°	77.3	72.4	45.5	37.3	23.6	16.5	18.1	16.5	15.9	14.3	12.1
87.5°	16.5	18.1	12.6	8.2	8.2	4.9	6.0	6.6	6.6	6.0	3.3
90°	0.0	0.0	0.0	0.0	0.0	0.0	0.0	0.0	0.0	0.0	0.0

(END OF REPORT)